



**Index**

|                              |   |
|------------------------------|---|
| TECHNICAL SPECIFICATIONS     | 2 |
| BENDING RADIUS               | 2 |
| PHOTOMETRIC INFORMATION      | 3 |
| POWER CONSUMPTION            | 3 |
| MAXIMUM CABLE LENGTH         | 4 |
| POWER AND CONNECTION DIAGRAM | 4 |
| AREA ADVICE                  | 5 |
| SYMBOLS                      | 6 |

**PCB High Power White G4**

The liniLED® PCB High Power LED strip (IP00) is a high quality, flexible LED strip equipped with 3M adhesive tape. Thanks to its small dimensions the PCB LED strip is ideal for usage in small (indoor) spaces.

In order to power liniLED® products safely, it is necessary to operate them with an electronically stabilized power supply protected against short circuits, overload and overheating.





To ease the luminaire/installation approval, electronic control gear for liniLED® products should carry the CE mark. Preferably a controller from the liniLED® Control range. In Europe, the declarations of conformity must include the following standards: CE: EN 55015, IEC 61547 and IEC 61000-3-2.

For the latest version of this datasheet, visit our website: [www.liniLED.com](http://www.liniLED.com)

**USPs**

- Up to 2 SDCM ellipse
- Extra long lifetime – 60,000 h (L80/B10)
- Internal constant current regulator
- Excellent lumen/Watt ratio
- Single piece reel-to-reel technology
- Made in Europe

**Available colours**

| Colour  | Description   |
|---|---|
|  | Extra Warm White 2700K liniLED® PCB High Power 2700K G4 |
|  | Warm White 3000K liniLED® PCB High Power 3000K G4       |
|  | Natural White 4000K liniLED® PCB High Power 4000K G4    |
|  | Cold White 6500K liniLED® PCB High Power 6500K G4       |

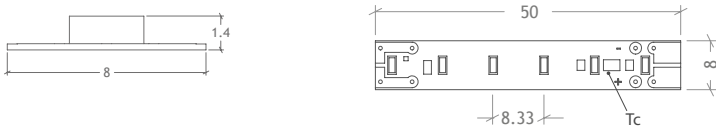


## Technical specifications

|                                    | Extra Warm White<br>2700K HP G4  | Warm White<br>3000K HP G4 | Natural White<br>4000K HP G4 | Cold White<br>6500K HP G4 |
|------------------------------------|----------------------------------|---------------------------|------------------------------|---------------------------|
| Product code [m]                   | 12252                            | 12253                     | 12254                        | 12255                     |
| Power (24V DC)                     | 7.7 W/m                          | 7.0 W/m                   | 7.0 W/m                      | 7.0 W/m                   |
| Power (25V DC)                     | 8.0 W/m                          | 7.3 W/m                   | 7.3 W/m                      | 7.3 W/m                   |
| CCT <sup>1</sup>                   | 2750K                            | 3065K                     | 4030K                        | 6740K                     |
| CRI                                | >80                              | >80                       | >80                          | >80                       |
| Luminous flux <sup>1</sup>         | 800 lm/m                         | 800 lm/m                  | 800 lm/m                     | 800 lm/m                  |
| Luminous efficiency <sup>1</sup>   | 104 lm/W                         | 114 lm/W                  | 114 lm/W                     | 114 lm/W                  |
| Spool length                       | Max. 50 m                        |                           |                              |                           |
| Section length                     | 50 mm                            |                           |                              |                           |
| LED type                           | 3014                             |                           |                              |                           |
| Number of LEDs                     | 6 per section/120 per metre      |                           |                              |                           |
| Max. connection length             | 10 m                             |                           |                              |                           |
| Min. operating voltage             | 23V DC                           |                           |                              |                           |
| Max. operating voltage             | 25V DC                           |                           |                              |                           |
| Beam angle                         | 120°                             |                           |                              |                           |
| Dimensions                         | 8 x 1.4 mm                       |                           |                              |                           |
| Dimmable                           | PWM dimming, 24V DC Common Anode |                           |                              |                           |
| MacAdam Steps                      | 3 steps                          |                           |                              |                           |
| Weight                             | 9 gram per metre                 |                           |                              |                           |
| Expected lifetime                  | L80/B10 > 60,000 hrs @ Tc = 40°C |                           |                              |                           |
| Ingress protection                 | IP00                             |                           |                              |                           |
| Storage temperature                | -40°C ... 80°C                   |                           |                              |                           |
| Operating temperature <sup>2</sup> | -30°C ... 75°C                   |                           |                              |                           |
| Minimum bending radius             | 20 mm                            |                           |                              |                           |

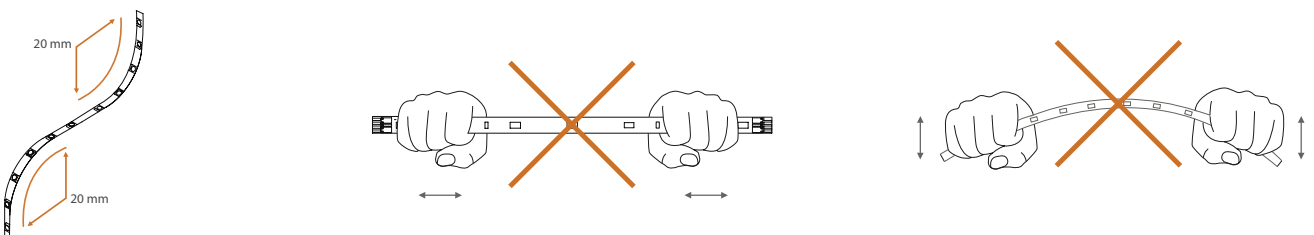
<sup>1</sup> Typical values are given, which due to tolerances in components and production process can vary up to 10%.

<sup>2</sup> Max. connection length between -30°C and -20°C is 7 metres.



## Bending radius

Maximum bending radius is 20 mm. Solely bend up or downward. Do not compress, stretch or bend the LED strip sideways.

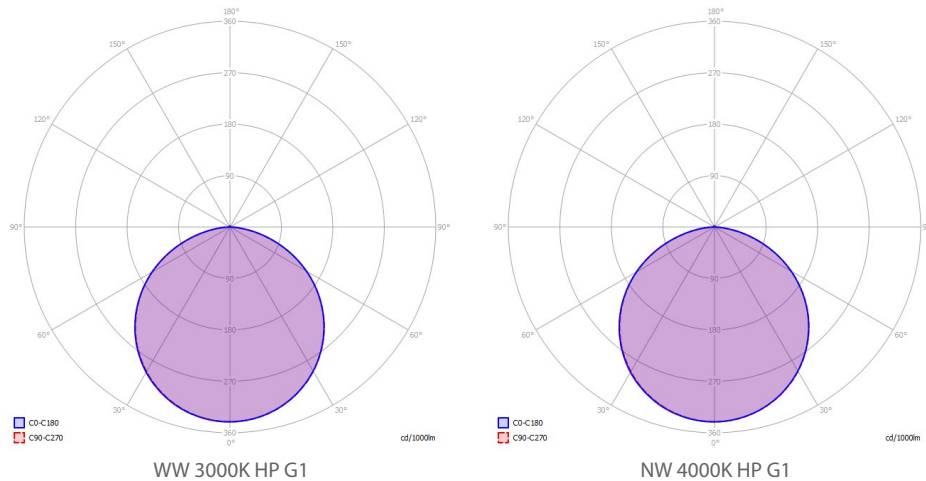


## Photometric information

In the process of lighting design and calculations, the luminous flux and beam angle alone are not enough information to create a representative and realistic calculation or render. There is one set of photometric files for a one metre length of LED strip and one for a segment length, that corresponds to the cutting length of each LED strip type. Using the one metre data, quick calculations and long lengths can be simulated with photometric software. The segment data allows very detailed simulations, even curved lines can be approached in high detail.

The information on the website is available in two different file formats:

- Eulumdat (.ldt)
- IES LM-63-1995 (.ies)



## Power consumption

To power the liniLED® LED strips and lighting fixtures, a power supply from the liniLED® Power assortment can be selected. Selection of the correct power supply must be done by taking the total requested power and the environment into account.

The total power consumption can be calculated by summing the requested power of all connected products. To calculate the power consumption of a single length of LED strip, use the equation below. The typical equation is valid if the product is supplied by a 24 V DC constant voltage power supply. If the output voltage of a power supply is increased, the power consumption will increase with the same ratio and needs to be corrected by using the optional part of the equation found between brackets.

$$P_{\text{STRIP}} = P_{\text{PRODUCT}} \times X_{\text{LENGTH}} \times 110\% \left[ \times \frac{U_{\text{SUPPLY}}}{24} \right]$$

- $P_{\text{STRIP}}$**  Calculated power consumption of one LED strip in Watt
- $P_{\text{PRODUCT}}$**  Typical power consumption in Watt per metre of the selected LED strip  
This value can be found under 'Product characteristics' on page 2
- $X_{\text{LENGTH}}$**  Length of the connected LED strip in metres
- 110% Safety margin to buffer differences over all production batches

*Optional:*

- $U_{\text{SUPPLY}}$**  Set supply voltage of the power supply in Volt
- 24** Nominal supply voltage of liniLED® in Volt

## Maximum cable length

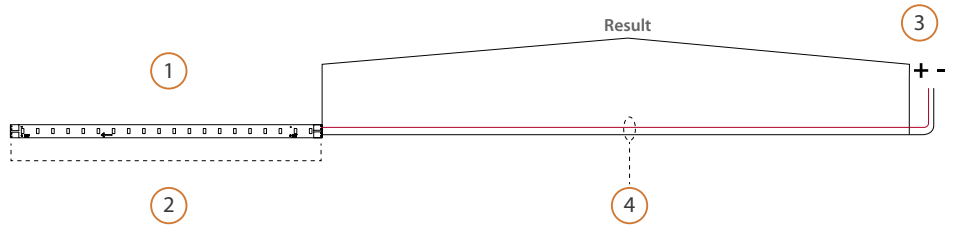
1 = Select colour temperature.

2 = Select LED strip length.

3 = Select output voltage.

4 = Select cable cross section.

**Result** = Maximum cable length based on the cable thickness and power supply voltage.



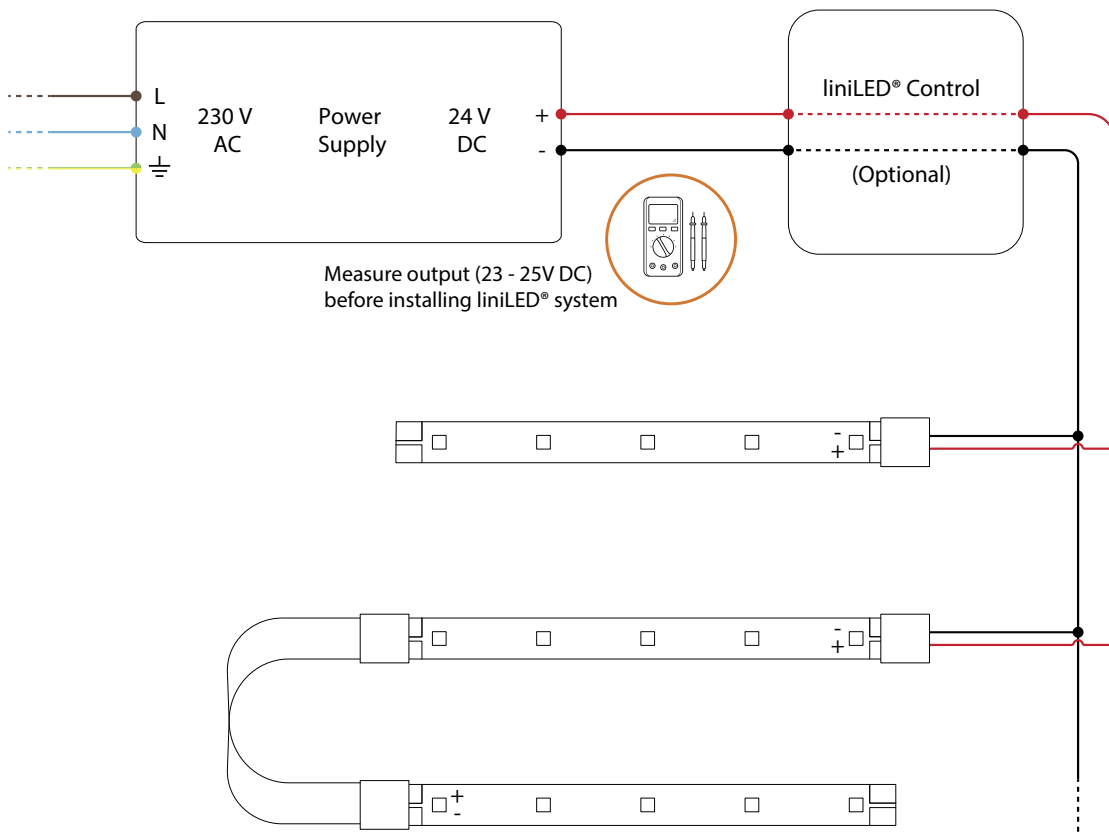
1. Colour temperature

3000K

| 2. LED strip length    |                                  | 1 m     |         | 2 m     |         | 5 m    |        | 10 m   |        |
|------------------------|----------------------------------|---------|---------|---------|---------|--------|--------|--------|--------|
| 3. Voltage             |                                  | 24 VDC  | 25 VDC  | 24 VDC  | 25 VDC  | 24 VDC | 25 VDC | 24 VDC | 25 VDC |
| 4. Cable cross section | 0.50 mm <sup>2</sup> - 0.035 Ω/m | 42.9 m  | 83.7 m  | 20.8 m  | 41.2 m  | 7.5 m  | 15.7 m | 3.1 m  | 7.2 m  |
|                        | 0.75 mm <sup>2</sup> - 0.023 Ω/m | 64.6 m  | 125.9 m | 31.3 m  | 62.0 m  | 11.3 m | 23.6 m | 4.7 m  | 10.8 m |
|                        | 1.00 mm <sup>2</sup> - 0.018 Ω/m | 85.9 m  | 167.4 m | 41.7 m  | 82.4 m  | 15.1 m | 31.4 m | 6.2 m  | 14.4 m |
|                        | 1.50 mm <sup>2</sup> - 0.012 Ω/m | 129.3 m | 251.8 m | 62.7 m  | 124.0 m | 22.7 m | 47.2 m | 9.4 m  | 21.7 m |
|                        | 2.50 mm <sup>2</sup> - 0.007 Ω/m | 215.2 m | 419.2 m | 104.4 m | 206.3 m | 37.9 m | 78.6 m | 15.7 m | 36.1 m |

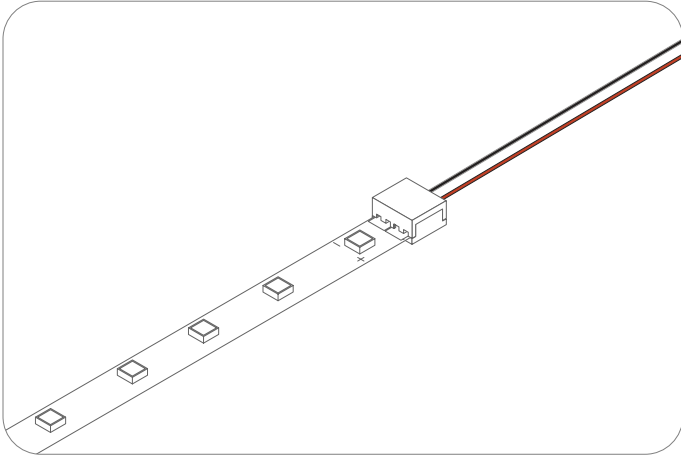
⚠ **Note:** Calculations are based on a standard connector with 1 metre cable (0.5 mm<sup>2</sup>).

## Power and connection diagram

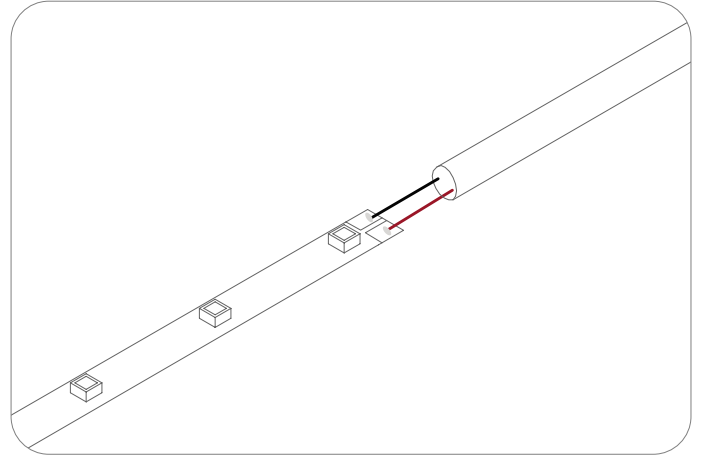


## Area advice

Depending on the area where the liniLED® LED strip is installed we offer a range of solutions to cope with external factors. The product portfolio for the liniLED® PCB LED strip includes an IP00 connector.



Indoor environment | (IP00) | liniLED® PCB Connector Set  
Product code: 11808



Indoor environment | (IP00)  
Solder

## Symbols

---



Electro Static Discharge (ESD) sensitive device, apply standard ESD precautions when handling the product.



Manufacturer's declaration that the product meets the applicable EC directives.



Suitable for mounting on all surfaces and suitable to cover with insulating material.



Restriction of Hazardous Substances (RoHS): product complies with the RoHS directive and each homogeneous material does not exceed the limits for the materials mentioned under the RoHS directive (Pb, Hg, Cd, Cr6+, PBB and PBDE).



Not protected against ingress of solid foreign objects. Not-protected against ingress of water.



Bending of the LED strip is possible with a radius of  $\geq 20$  millimetres in the specified direction.



Electrical appliance class III: this product is designed to be supplied from an extra-low voltage ( $\leq 60.0$  V DC or  $\leq 42.4$  V AC).



System guarantee of 5 years when the complete system consist of liniLED® products with the 5 years system warranty logo. Terms & conditions apply.



Operating voltage of 24 V DC.



White colour consistency up to 2 SDCM ellipse over an entire single strip length. LEDs used are single BIN 3 SDCM ellipse, but their careful combination in a LED strip during the production process, results in a mixed light through a diffusive material which is within a 2 SDCM ellipse (probability >90%). Due to variability this is not legally binding. The guaranteed colour consistency can be found in the technical specifications.

## Disclaimer

---

The published information is checked to be as accurate as possible, however Triolight B.V. or any reseller of liniLED® cannot be held liable for any damages resulting from misprints, errors, modifications or outdated information. No legal rights can be derived from this document. Triolight B.V. reserves the right to modify the information without informing the customers. Please check for the latest version on [www.liniLED.com](http://www.liniLED.com). This product should not be used in applications, devices or systems where incorrect operation of the product may result in personal injury (includes emergency lighting) without written permission from the board of Triolight B.V. If nevertheless used in such applications, devices or systems, Triolight B.V. cannot be held liable for any resulting injury. liniLED® is a registered trademark of Triolight B.V.