



**Index**

TECHNICAL SPECIFICATIONS	2
BENDING RADIUS	2
PHOTOMETRIC INFORMATION	3
POWER CONSUMPTION	3
MAXIMUM CABLE LENGTH	4
POWER AND CONNECTION DIAGRAM	4
AREA ADVICE	5
SYMBOLS	6

**PCB TW 2700-5700K 1100**

The liniLED® PCB liniLED® PCB TW 2700-5700K 1100 G5 (IP00) is a high quality, flexible LED strip equipped with 3M adhesive tape. Thanks to its small dimensions the PCB LED strip is ideal for usage in small (indoor) spaces.

In order to power liniLED® products safely, it is necessary to operate them with an electronically stabilized power supply protected against short circuits, overload and overheating.


To ease the luminaire/installation approval, electronic control gear for liniLED® products should carry the CE mark. Preferably a controller from the liniLED® Control range. In Europe, the declarations of conformity must include the following standards: CE: EN 55015, IEC 61547 and IEC 61000-3-2.

For the latest version of this datasheet, visit our website: [www.triolight.com](http://www.triolight.com)

**USPs**

- Up to 2 SDCM ellipse
- Extra long lifetime – 60,000 h (L90/B10)
- Internal constant current regulator
- Excellent lumen/Watt ratio
- Single piece reel-to-reel technology
- Made in Europe

**Colour**

Colour	Description
 TW 2700-5700K	liniLED® PCB TW 2700-5700K 1100 G5



## Technical specifications

### liniLED® PCB TW 2700-5700K 1100 G5

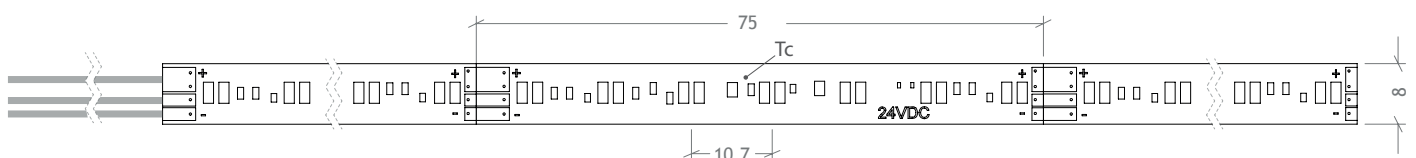
Product Code	23202
Power @ 24V DC	9.8 W/m
Power @ 25V DC	10.2 W/m
CCT <sup>1</sup>	TW 2700-5700K
CRI	90
Luminous flux <sup>1</sup>	1156 lum/m
Luminous efficiency <sup>1</sup>	118 lum/W
Spool length	9 m
Section length	75 mm
Number of LEDs/m	187
Max. connection length	9 m
Min. operating voltage	23V DC
Max. operating voltage	25V DC
Beam angle	120°
Dimensions (W x H)	8 x 1.4 mm
Dimmable	PWM dimmable
MacAdam Steps	≤3
Expected lifetime	L90/B10 > 60,000 hrs @ Tc = 60°C
Ingress protection	IP00
Storage temperature	-40 ... 85°C
Operating temperature <sup>2</sup>	35
Minimum bending radius	20 mm
CCT Warm White	2700K
Power 2700K	5.1 W/m
Flux 2700K	578 lum/m
CCT Cold White	5700K
Power 5700K	4.7 W/m
Flux 5700K	578 lum/m

<sup>1</sup> Typical values are given, which due to tolerances in components and production process can vary up to 10%.

<sup>2</sup> Max. connection length between -30°C and -20°C is 3.15 m.

<sup>3</sup> Both channels @ 100% = 3840K.

## Technical drawings



## Maximum cable length

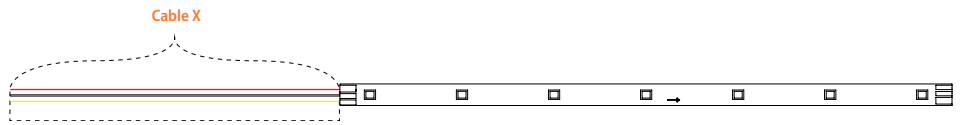
1 = Select colour temperature.

2 = Select LED strip length.

3 = Select output voltage.

4 = Select cable cross section.

**Result** = Maximum cable length based on the cable thickness and power supply voltage.



### 1. Colour temperature

### 2. LED strip length

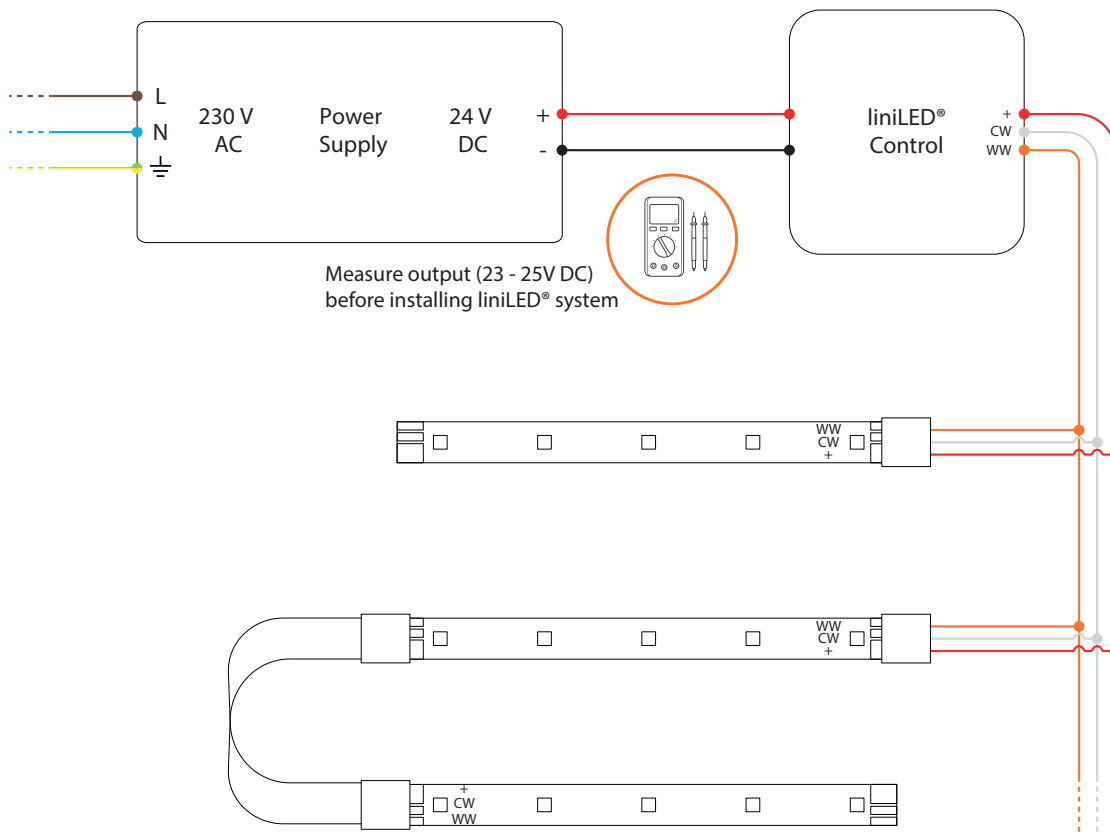
### 3. Voltage

### 4. Cable cross section

		1 m		2 m		3 m		5 m		9 m	
		24 VDC	25 VDC	24 VDC	25 VDC	24 VDC	25 VDC	24 VDC	25 VDC	24 VDC	25 VDC
4. Cable cross section	0.50 mm <sup>2</sup> - 0.035 Ω/m	40.3 m	78.6 m	19.5 m	38.7 m	12.6 m	25.3 m	7.0 m	14.7 m	3.3 m	7.6 m
	0.75 mm <sup>2</sup> - 0.023 Ω/m	60.7 m	118.2 m	29.4 m	58.2 m	18.9 m	38.1 m	10.6 m	22.1 m	5.0 m	11.4 m
	1.00 mm <sup>2</sup> - 0.018 Ω/m	80.6 m	157.2 m	39.0 m	77.3 m	25.2 m	50.7 m	14.1 m	29.4 m	6.7 m	15.2 m
	1.50 mm <sup>2</sup> - 0.012 Ω/m	121.3 m	236.5 m	58.7 m	116.3 m	37.9 m	76.3 m	21.2 m	44.2 m	10.1 m	22.9 m
	2.50 mm <sup>2</sup> - 0.007 Ω/m	201.9 m	393.5 m	97.7 m	193.6 m	63.0 m	126.9 m	35.3 m	73.6 m	16.7 m	38.0 m

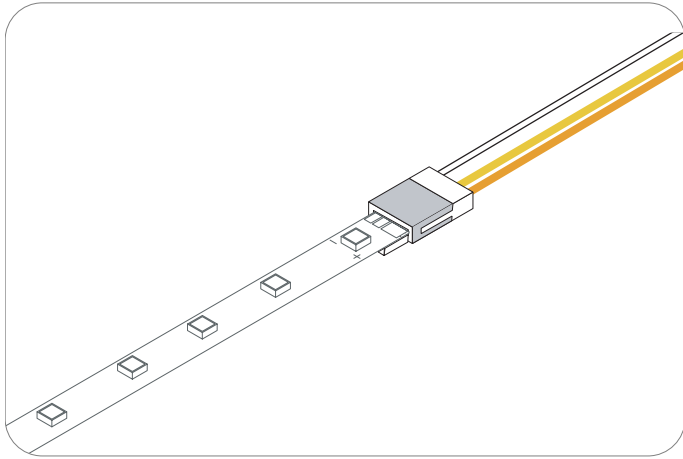
**Note:** Calculations are based on a standard connector with 1 metre cable (0.5 mm<sup>2</sup>).

## Power and connection diagram



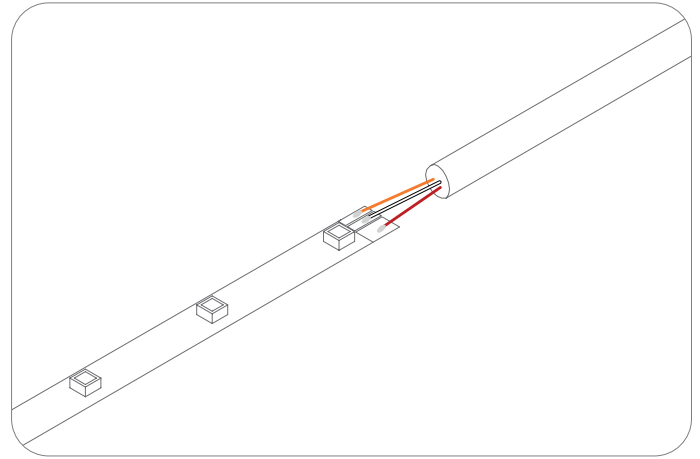
## Area advice

Depending on the area where the liniLED® LED strip is installed we offer a range of solutions to cope with external factors. The product portfolio for the liniLED® PCB LED strip includes an IP00 connector.



Indoor environment | (IP00) | liniLED® PCB Connector Set

Product code: 16001

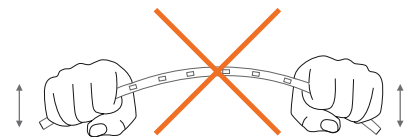
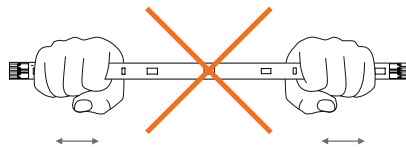
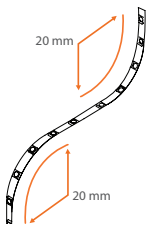


Indoor environment | (IP00)

Solder

## Bending radius

Maximum bending radius is 20 mm. Solely bend up or downward. Do not compress, stretch or bend the LED strip sideways.



## Symbols

---



Electro Static Discharge (ESD) sensitive device, apply standard ESD precautions when handling the product.



Manufacturer's declaration that the product meets the applicable EC directives.



Suitable for mounting on all surfaces and suitable to cover with insulating material.



Restriction of Hazardous Substances (RoHS): product complies with the RoHS directive and each homogeneous material does not exceed the limits for the materials mentioned under the RoHS directive (Pb, Hg, Cd, Cr6+, PBB and PBDE).



Not protected against ingress of solid foreign objects. Not-protected against ingress of water.



Bending of the LED strip is possible with a radius of  $\geq 20$  millimetres in the specified direction.



Electrical appliance class III: this product is designed to be supplied from an extra-low voltage ( $\leq 60.0$  V DC or  $\leq 42.4$  V AC).



System guarantee of 5 years when the complete system consist of liniLED® products with the 5 years system warranty logo. Terms & conditions apply.



Operating voltage of 24 V DC.



White colour consistency up to 2 SDCM ellipse over an entire single strip length. LEDs used are single BIN 3 SDCM ellipse, but their careful combination in a LED strip during the production process, results in a mixed light through a diffusive material which is within a 2 SDCM ellipse (probability >90%). Due to variability this is not legally binding. The guaranteed colour consistency can be found in the technical specifications.

## Disclaimer

---

The published information is checked to be as accurate as possible, however Triolight B.V. or any reseller of liniLED® cannot be held liable for any damages resulting from misprints, errors, modifications or outdated information. No legal rights can be derived from this document. Triolight B.V. reserves the right to modify the information without informing the customers. Please check for the latest version on [www.liniLED.com](http://www.liniLED.com). This product should not be used in applications, devices or systems where incorrect operation of the product may result in personal injury (includes emergency lighting) without written permission from the board of Triolight B.V. If nevertheless used in such applications, devices or systems, Triolight B.V. cannot be held liable for any resulting injury. liniLED® is a registered trademark of Triolight B.V.